


**MADE-TO-ORDER  
PRE-HUNG MDF DOORS  
IN 5-6 WEEKS**

READ FOR DETAILS

**MARVIN**  + **TRŪSTILE**®


**QUICK SHIP MDF  
SLAB PROGRAM**

**+  
RBS MILLWORK SHOP  
PRE-HUNG SERVICES**

Quality projects call for quality materials.  
TruStile interior doors set your project apart,  
**faster than ever before.**

Paired with the quality pre-hung services  
you expect from RBS.

 **RIVERHEAD**®  
BUILDING SUPPLY



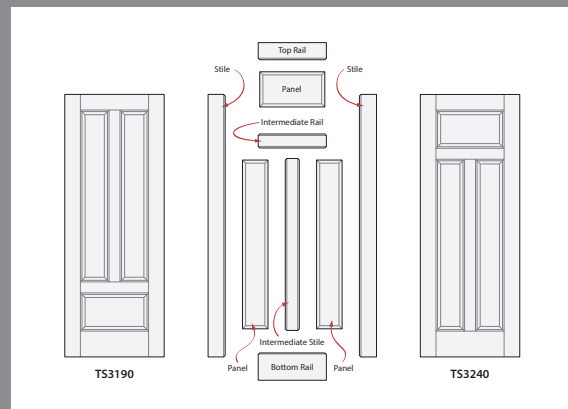
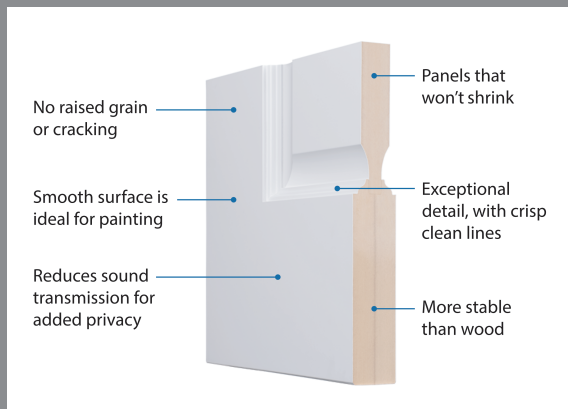
# TRUSTILE BY MARVIN PREMIUM-GRADE MDF DOORS

A leading manufacturer of high-quality doors, TruStile pioneered the use of medium density fiberboard (MDF) as a preferred material for painted door applications, realizing its many advantages over alternative materials like natural wood.

## WHY CHOOSE TRUSTILE MDF

Only TruStile MDF doors are built with solid MDF and authentic stile and rail construction. Made in USA.

- Not routed and filled with cheaper core materials like most MDF alternatives
- Designed to provide superior, architecturally correct details
- Higher density and swing weight than other alternatives
- All doors come with a limited lifetime warranty



Uses only super-refined MDF, providing unrivaled smoothness and finishing.

- Never constructed with cheap, low-density fiberboard like many alternatives



MDF is an engineered wood product made from recycled and recovered wood fiber, including post-industrial materials such as hog wood chips, wood shavings, and even reclaimed MDF fiber.

## WHAT ARE ADVANTAGES OF MDF FOR YOU AND YOUR CLIENTS?

- More environmentally friendly than wood doors
- More stable and durable than wood doors
- Smoother surface for painting than natural wood
- More affordable than wood doors

 **Cavity Sliders**™  
PREMIUM ALUMINUM POCKET DOOR FRAME SYSTEMS



# RIVERHEAD BUILDING SUPPLY MILLWORK SHOP PRE-HUNG DOORS

Serving customers projects along the east coast from Long Island's Gold Coast to The Hamptons, to Newport, and Boston, we understand the demanding expectations of architects, designers, builders, and clients.

The RBS Millwork shop is equipped with state-of-the-art machinery to deliver unparalleled precision. Our skilled Craftsmen and Mill Operators expertly hang doors of any width or jamb thickness.

- We offer a variety of specialty hinge prep\*
- Head jamb is cut by hand to precisely fit individual door and ensure consistent, correct reveals
- Stops are not pre-applied, instead they are fit, by hand, to ensure continuous contact with the door

Pre-hung doors save you time, labor, and make installation simple. Pre-hung doors from RBS ensures exceptional quality and meticulous attention to detail.

\*Some hinges may cause an additional day of lead-time e.g. Tectus or Soss hinges

**FUN FACT: RBS'S MILLWORK SHOP CRAFTS CUSTOM FLOORING AND MOULDING, REPLICATES ARCHITECTURAL AND HISTORIC TRIM DETAILS, AND HAS EVEN CREATED CUSTOM KITCHEN CABINETRY - UNDERSCORING THE EXCEPTIONAL QUALITY AND CRAFTSMANSHIP OF THE TEAM.**



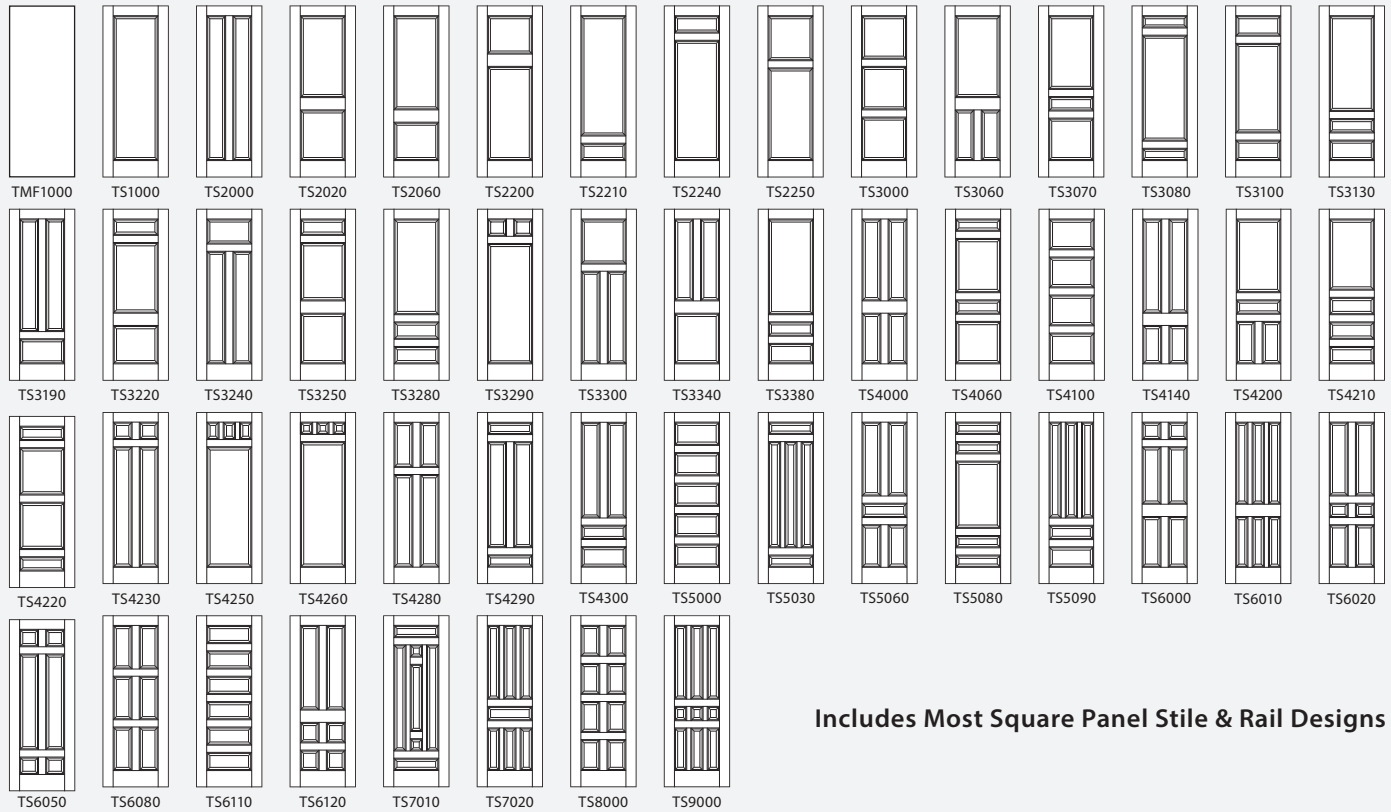
# TRUSTILE + RBS QUICK SHIP MDF SLAB PROGRAM

**MADE-TO-ORDER PRODUCT TO SHIP IN APPROXIMATELY 5-6 WEEKS WHEN YOU ORDER BEFORE YOUR LOCATION'S CUTOFF DATE.**

Select an option from each of three groups below.

## 50+ Door Style Options Available

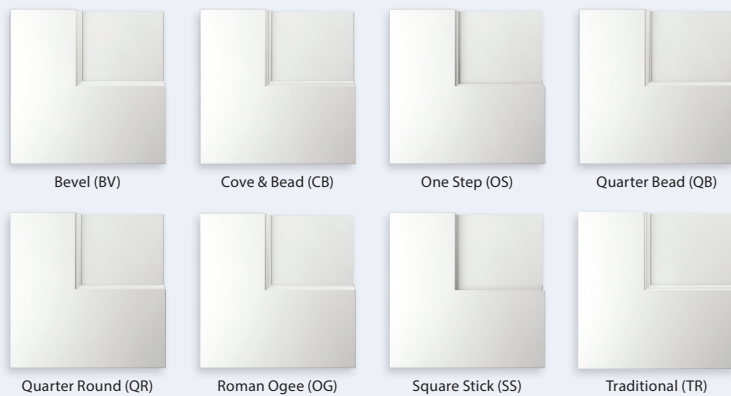
1



Includes Most Square Panel Stile & Rail Designs

## Included Sticking Profiles


2



## Included Panel Profiles

3

(Depending on door style and size)



Mix and Match Any Sticking and Panel Profile

(Depending on door style and size)

### ADDITIONAL SPECIFICATION CAPABILITIES

	Style & Rail Doors	Flush Door
Thickness	1-3/8" or 1-3/4"	1-3/4"
Max Width	36"	48"