

Est. 1923



# IDEAL

PAVERS | WALLS | ELEMENTS





Joseph Burgoyne Jr.  
Joseph "Leo" Burgoyne Sr.  
James Burgoyne  
1st & 2nd Generation



Joe Burgoyne III  
John Burgoyne Sr.  
Jim Burgoyne Sr.  
3rd Generation



Stephen Burgoyne  
John Burgoyne Jr.  
Jim Burgoyne Jr.  
4th Generation

## Why Ideal?

**Unrivaled Quality:** Our hardscape products are crafted with precision and durability in mind, ensuring they stand the test of time. Enjoy peace of mind knowing you have invested in premium quality that enhances your outdoor space for years to come.

**Versatile Design:** Whether you are dreaming of a cozy fire pit area, a stylish patio, or a welcoming walkway, we offer a wide range of versatile designs. Choose from an array of colors, textures, and patterns to customize your space and express your unique style.

### Transform Your Backyard into a Personal Retreat

#### Firepits

Gather around the warmth of a cozy fire pit that provides affordable four-season enjoyment for intimate conversations or lively gatherings with family and friends.

#### Patios and Walkways

Define your outdoor space with elegant patios, inviting walkways and pool decks. Our hardscape products add a touch of sophistication to your backyard, making it perfect for entertaining or simply unwinding after a long day.

#### Outdoor Kitchens

Upgrade your backyard with a fully equipped outdoor kitchen that redefines alfresco dining. We have the products that provide the perfect foundation for countertops, islands, and more, giving you a stylish and functional outdoor culinary space that is sure to please even the most discriminating grill master.

#### Stylish Driveways

Make a bold statement with a stunning paver driveway that sets the standard for your neighborhood. Fed up with snow? We have a system that melts snow upon contact and prevents ice from forming on the surface. No more going out in the cold to shovel, snow blow or plow!

#### Garden and Retaining Walls

Bring your landscaping vision to life with our versatile garden and retaining wall options. Add character and dimension to your backyard, turning it into a stunning oasis.

#### Increased Property Value

Enhance the value of your home and elevate its market appeal with an outdoor living area. A well-appointed patio and kitchen not only enrich your lifestyle but also serve as a valuable investment that adds significant resale value to your property.

#### Available Near You

Our products are available across New England. Find an Ideal Block Authorized Dealer in your area. View their displays and meet with their experienced sales staff to discuss your project and guide you with your decision. And, of course, we are just a call away!

So, if you are ready to explore your outdoor living possibilities, we invite you to explore our extensive range of hardscape products that homeowners throughout New England have selected as their product of choice!

*The Burgoyne Family*

# TABLE OF CONTENTS

**4-5** **OUR HISTORY**  
**6-7** **LEO-LIFE EMBRACED OUTDOORS**  
**8-33** **OUTDOOR LIVING INSPIRATION**

**34-49** **COLOR 4D PAVERS**  
36-41 Andover Collection & GrandStone  
42-43 Andover 5511  
44-45 Portsmouth Cobble  
46-47 StraightLine  
48-49 Windsor Slab

**50-59** **TRADITIONAL PAVERS**  
52-53 Yankee Cobble  
54-55 Boston Colonial  
56-57 BrookStone  
58-59 Town N' Country

**60-65** **TUMBLED PAVERS**  
62-63 MillStone  
64-65 Georgetown Colonial

**66-73** **PERMEABLE PAVERS**  
68-69 Aqua-Bric & Aqua-Bric 8  
70-71 Turfstone  
72-73 Permeable Options

**74-83** **WALLS**  
76-77 Ancestral WallStone  
78-79 Fat Face  
80-81 Olde Boston Wall  
82-83 Roman Pisa

**84-89** **COPING**  
86-87 Ancestral Coping  
86-87 Universal Coping  
88-89 CastStone RockFace Coping  
88-89 8" BullNose Coping

**90-99** **ELEMENTS**  
92-93 Rockport Steps  
92-93 Rockport Pathway Stones  
94-95 Carlisle Pillar Cap  
94-95 Chelmsford Step  
96-97 Olde Boston Fire Pit  
96-97 Roman Pisa Fire Pit  
98-99 ScapeStone & ScapeStone XL Fire Pit  
98-99 CastStone Fire Pit Coping

**100-103** **HEARTHSCAPES**  
102-103 Belknap Series  
102-103 Fairfield Series  
102-103 Universal Side Storage Box  
102-103 Chimney Extension

**104-111** **NATURAL STONE**  
106-107 Natural Stone Veneer  
108-109 Granite & Bluestone  
110-111 Bulk & Palletized Stone

**112-113** **MEETING YOUR EXPECTATIONS**  
**113** **INFORMATION**  
**114** **PAVER INSTALLATION**  
**115** **RETAINING WALL INSTALLATION**



Est. 1923

# OUR HISTORY

100 years ago, our grandfather Leo Burgoyne had a vision for his family and newly formed company. Named after the machine used to produce the product he sold, Ideal manufactured concrete blocks for homes throughout the Boston area.

With a robust work ethic and unwavering determination Leo labored for his dreams... seven days a week, year after year... during the Great Depression and World War II years that followed.

His benchmarks were quality and service. His motto "Through service we grow." This philosophy was passed on to our father when he ran the company during the mid 1950's until his retirement in 1990 and is still the foundation of our company today.

Little did our grandfather know, when he started his small block company a century ago, his values would be embraced by four generations and that his company would grow beyond local boundaries and earn a reputation as a company of excellence throughout the country and indeed... around the world.



### APRIL 1, 1923

Leo Burgoyne starts his block company with one Ideal Hand Tamp Block Machine at Lexington Street in Waltham (300 block per 10 hour day).

### 1975

Ideal is the first company in the United States to produce Lockstone Paving Stones (8000 sf of pavers per day).

### 1985

Ideal starts production of the first automated Zenith paving plant in the Northeast.

1923

### 1966

Leo's son Joe installs the first automated Columbia block plant at the Waltham location.

### 1983

John Burgoyne Sr. receives patent on Roofblok ballast system from USPTO.

### 1986

Ideal begins to manufacture Segmental Retaining Wall Systems.



**1998**  
Ideal produces Genuine Drum Rolled Tumbled™ paver and wall product.

**2018**  
Ideal introduces Color with 4D Technology™.

**1989**  
Ideal installs the first robotic paver storage system in the United States.

**2008**  
Ideal completes new construction at their original location in Waltham, MA. The building houses a new state of the art indoor and outdoor showroom, training center and a True Value Hardware Store.

**2023**  
Ideal celebrates it's 100th anniversary!

**2024**



by **IDEAL**

Decades ago, Leo Burgoyne laid the cornerstone for a lasting legacy characterized by two core principles: **quality** and **service**. When he christened his enterprise “Ideal,” it wasn’t merely a reference to the machinery he used in production; it symbolized a pledge to uphold unparalleled standards of excellence and customer satisfaction. Built upon traditional family values, Ideal has remained steadfast in its mission to produce premium concrete products, enriching lives through the creation of exceptional outdoor living spaces.

Leo’s unwavering work ethic during the tumultuous eras of the Great Depression and World War II set a precedent for Ideal’s enduring dedication. His motto, **“Through service we grow,”** became a guiding beacon passed down through successive generations. Joe, Leo’s son, continued to navigate the company until 1990, ensuring that these principles remained the cornerstone of Ideal’s operations. Ideal doesn’t simply manufacture concrete blocks; it crafts the essence of outdoor living. That ethos has been faithfully embraced by the 3rd and 4th generations that followed.

Leo’s pursuit of manufacturing the highest quality concrete blocks can be found today in our line of outdoor living products that celebrate the New

England lifestyle. **“Life Embraced Outdoors”** isn’t just a slogan; it embodies Leo’s timeless dream from a century ago.

Today, Ideal doesn’t just meet standards; it sets them. The commitment to quality and service reverberates through every concrete paver, retaining wall block, and complementary concrete element, crafting environments that transcend boundaries.

Each day, Ideal continues to push the boundaries for homeowners, contractors, professional landscapers, commercial building owners, and architects, addressing their most exacting requirements. From pavers engineered with Color with 4D Technology™ to Drum—Roll Tumbled™ pavers and walls, Ideal offers patented solutions that exemplify excellence, setting new benchmarks for those who seek to embrace outdoor living.

This is why, when it comes to selecting an outdoor living solution, Ideal remains the premier choice for New Englanders, renowned for its quality, diversity, affordability, and durability.

*Because that’s the Ideal way.*



*The mission remains clear:*

*enrich lives by connecting them with the unparalleled beauty of outdoor spaces. In every home or office landscape, Ideal stands as a symbol of quality, service, and a celebration of the outdoor experience.*

by **IDEAL**



# OUTDOOR LIVING



THE POSSIBILITIES ARE ENDLESS





















































The logo features a stylized graphic of three horizontal bars in blue, yellow, and red, followed by the word "Color" in a large, bold, black sans-serif font. Below "Color" is the text "with 4D Technology™" in a smaller, italicized black font.

## Color with 4D Technology™

Our advanced Color 4D Technology incorporates a unique manufacturing process that integrates proprietary ingredients supplemented with in-line treatments that enrich and enhance the appearance. Color 4D Technology pavers have deeper, richer colors fortified with superior performance against the elements. They are delivered treated and protected from the factory saving added costs, extra steps and wait time incurred when sealer is applied to pavers after an installation is completed. Our Color 4D Technology protects the surface immediately from UV rays, stains and spills and the effects of acid rain – all while providing color fastness that lasts for years to come!

Color 4D Technology pavers meet and exceed ASTM C936 and CSA 231 standards for interlocking concrete pavers – including freeze-thaw and durability requirements. Unlike sealed or slick pavers, the coefficient of friction is not changed. The surface texture is slip and skid resistant. Efflorescence is no match for the improved surface and matrix of our Color 4D Technology. The chance of it occurring is far less in Color 4D Technology pavers.



Improved Stain  
& Acid Resistance



Enhanced Color  
Tones & Fastness



Advanced Freeze-  
Thaw Capability



Efflo-Guard™  
Integrated

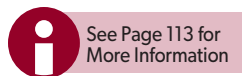


# ANDOVER COLLECTION™ SMOOTH



## FEATURES

- ▶ Comprised as a 5-piece set
- ▶ Smooth Surface enhanced with a fortified finish and minimal chamfered edges
- ▶ 2 3/4" thickness for improved flexural strength and weight bearing capacity
- ▶ Suitable for pedestrian and personal vehicles
- ▶ Set-Stone Pattern utilizes every stone in the set with an easy-to-follow pattern that gives the appearance of a random layout that simplifies placement, saves time and eliminates waste
- ▶ Can be installed as a traditional or permeable pavement



5 1/2" x 11" x 2 3/4"  
2 pcs/set



11" x 11" x 2 3/4"  
2 pcs/set



11" x 16 1/2" x 2 3/4"  
1 pc/set



Oxford Grey



Chatham Blend



# ANDOVER GRANDSTONE™ SMOOTH

## FEATURES



- ▶ Large format slab
- ▶ Smooth surface enhanced with fortified finish and minimal chamfered edges
- ▶ 2 ¾" thickness for improved flexural strength and weight bearing capacity
- ▶ Use individually or seamlessly integrate into our 5 piece Andover Collection
- ▶ Suitable for pedestrian pavements such as walkways, patios, pool decks, plazas, and courtyards



16 ½" x 22" x 2 ¾"

 See Page 113 for More Information



Oxford Grey



Chatham Blend



# ANDOVER COLLECTION™ STONECLEFT

## FEATURES



- ▶ Comprised as a 5-piece set
- ▶ Pronounced cleft and sculpted profile that replicates the look of natural stone and a surface enhanced with a fortified finish
- ▶ 2 3/4" thickness for improved flexural strength and weight bearing capacity
- ▶ Suitable for pedestrian and personal vehicles
- ▶ Set-Stone Pattern utilizes every stone in the set with an easy-to-follow pattern that gives the appearance of a random layout that simplifies placement, saves time and eliminates waste
- ▶ Can be installed as a traditional or permeable pavement



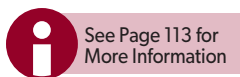
5 1/2" x 11" x 2 3/4"  
2 pcs/set



11" x 11" x 2 3/4"  
2 pcs/set



11" x 16 1/2" x 2 3/4"  
1 pc/set



Oxford Grey



Chatham Blend



Smooth



StoneCleft



# ANDOVER

# 5511™

## SMOOTH & STONECLEFT



### FEATURES

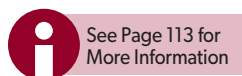
- ▶ Available in two profile finishes – Smooth surface with minimal chamfered edges and StoneCleft with clefted and sculpted surface
- ▶ Smooth and Clefted surfaces enhanced with a fortified finish
- ▶ Use as stand-alone paver, accent or border for any of our 7cm pavers
- ▶ 2 3/4" thickness for improved flexural strength and weight bearing capacity
- ▶ Suitable for pedestrian and light duty vehicles
- ▶ Can be installed as a traditional or permeable pavement



StoneCleft

Smooth

5 1/2" x 11" x 2 3/4"



See Page 113 for More Information



Pewter (smooth only)



Chatham Blend (smooth only)



Oxford Grey



Graphite



# PORTSMOUTH COBBLE™

## FEATURES



- ▶ Comprised as a 4-piece set with a smooth, cobbled surface and edges enhanced with a fortified finish
- ▶ Length of all 4 sizes, when placed end-to-end, is approx. 28 1/2"
- ▶ Sold by the 6 1/2 sf layer comprised of 6 sets of all 4 sizes
- ▶ Suitable for pedestrian and personal vehicles
- ▶ Use as a stand-alone paver or accent paver for decorative banding and border courses
- ▶ Can be installed as a traditional or permeable pavement



4 Piece Set  
 5.5" x 5.5" x 2 3/4"  
 5.5" x 6.65" x 2 3/4"  
 5.5" x 7.64" x 2 3/4"  
 5.5" x 8.8" x 2 3/4"



See Page 113 for  
More Information



Oxford Grey



Graphite




# STRAIGHTLINE™

## FEATURES



- ▶ Contemporary look with sleek linear composition
- ▶ Smooth surface enhanced with fortified finish and subtle chamfers along the edge
- ▶ Suitable for pedestrian and personal vehicles

 See Page 113 for More Information



4 1/4" x 17 1/8" x 4"



Pewter



Oxford Grey



Charcoal



# WINDSOR SLAB™

## FEATURES




- ▶ Our latest addition to the Color 4D line of pavers
- ▶ Large format style with a thermal like Natural-Impression surface, enhanced with a fortified finish
- ▶ Square edge
- ▶ Available in Mineral Blue, an all-new color exclusive to the product
- ▶ "Mix-n-Match" packaging - 3 sizes individually packaged allow multiple pattern choices
- ▶ Small Rectangle suitable for pedestrian and light duty vehicles
- ▶ Large Rectangle and Square limited to pedestrian traffic



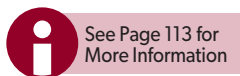
Small Rectangle  
8 1/4" x 16 1/2" x 2 3/4"



Square  
16 1/2" x 16 1/2" x 2 3/4"



Large Rectangle  
16 1/2" x 33" x 2 3/4"



Mineral Blue



# TRADITIONAL PAVERS





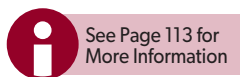
# YANKEE COBBLE™

## FEATURES

- ▶ Traditional finish with pressed edges and dimpled surface
- ▶ Mix-n-Match Packaging - Choice of shape, size and color
- ▶ Circle Pak allows you to integrate circles into your design



Circle Pak  
Creates a circle from 32" to 133 1/2" in diameter  
\* Now available in Graphite



See Page 113 for  
More Information



Square  
6 5/16" x 5 5/16" x 2 3/8"



Grand Square  
9 7/16" x 9 7/16" x 2 3/8"



Large Rectangle  
6 5/16" x 9 7/16" x 2 3/8"



Beacon Hill Blend



Vineyard Blend



Quarry Blend



Graphite



# BOSTON COLONIAL PAVERS<sup>®</sup>

## FEATURES

- ▶ Classic rectangular shape with traditional finish
- ▶ Chamfered edges
- ▶ Patterns include classic 45° and 90° herringbones, running bond, parquets and basketweaves
- ▶ 2  $\frac{3}{8}$ " thickness suitable for pedestrian and vehicular traffic limited to personal vehicles
- ▶ 3  $\frac{1}{8}$ " thickness suitable for commercial vehicular traffic. MTO only. Please contact your local Block Authorized Ideal Dealer for availability



4" x 8" x 2  $\frac{3}{8}$ "



Beacon Hill Blend



Vineyard Blend



Graphite



Quarry Blend



# BROOKSTONE™

## FEATURES

- ▶ Traditional finish with 11 different shapes and sizes
- ▶ 2 ¾" thickness
- ▶ Sold by the 12sf layer
- ▶ Mix and Match colors
- ▶ Use alone, as an inset or banding
- ▶ Random placement and patterns
- ▶ Can be used as both traditional and permeable pavement with a variable void space when used with open-grade stone



## STANDARD COLORS



Vineyard Blend  
Gray Sand



Quarry Blend  
Gray Sand



Graphite  
Gray Sand



Vineyard Blend  
Black Sand



Quarry Blend  
Black Sand



Graphite  
Black Sand

## MIX & MATCH COLORS



Vineyard/Quarry  
Gray Sand



Quarry/Graphite  
Gray Sand



Graphite/Vineyard  
Gray Sand



Vineyard/Quarry  
Black Sand



Quarry/Graphite  
Black Sand



Graphite/Vineyard  
Black Sand



**NEW**

# TOWN N' COUNTRY™

## FEATURES

- ▶ New non-tumbled look
- ▶ Flip n' Place dual surface with either embossed profile or smooth finish in a single unit.
- ▶ Use as border course or modern rustic inlay
- ▶ Available in Graphite



Graphite



# TUMBLLED PAVERS





# MILLSTONE™

## FEATURES



- ▶ Drum-Roll Tumbled™ finish with soft patina and weathered tones
- ▶ Mix-n-Match Packaging - Choice of shape, size and color
- ▶ Suitable for pedestrian and personal vehicles



Square  
6 5/16" x 6 5/16" x 2 3/8"



Large Rectangle  
6 5/16" x 9 7/16" x 2 3/8"



Quarry Blend



Vineyard Blend



# GEORGETOWN COLONIAL™

## FEATURES

- ▶ Classic rectangular shape
- ▶ Drum-Roll Tumbled™ finish
- ▶ Flip 'n' Place dual surface - can be laid with chamfer side face up or face down or in any combination
- ▶ Blends can be intermixed to replicate "preservation colors" of "turn-of-the-century" brick
- ▶ Patterns include classic 45° and 90° herringbones, running bond, parquets and basketweaves



4" x 8" x 2 3/8"



Mix of Beacon Hill and Quarry Blends



Beacon Hill Blend



Quarry Blend



Vineyard Blend





# PERMEABLE PAVERS



Aqua-Bric



Aqua-Bric 8



# AQUA-BRIC<sup>®</sup> & AQUA-BRIC<sup>®</sup> 8

## FEATURES



- ▶ Classic rectangular shape with a traditional finish
- ▶ The ADA compliant drainage openings in the corners facilitate cleaning to maintain drainage and infiltration
- ▶ Aqua-Bric is 2 <sup>3</sup>/<sub>8</sub>" thick and is suitable for pedestrian and personal vehicles
- ▶ Aqua-Bric 8 is 3 <sup>1</sup>/<sub>8</sub>" thick and is suitable for commercial vehicular traffic. MTO only. Please contact your local Ideal Block Authorized Dealer for availability
- ▶ Aqua-Bric 8 is manufactured with both shapes included in a single layer and is sold by the 11.25 sf layer



Aqua-Bric  
4" x 8" x 2 <sup>3</sup>/<sub>8</sub>"



Aqua-Bric 8  
4 <sup>1</sup>/<sub>2</sub>" x 9" x 3 <sup>1</sup>/<sub>8</sub>"  
(28 units per layer)



Aqua-Bric 8  
4 <sup>1</sup>/<sub>2</sub>" x 13 <sup>1</sup>/<sub>2</sub>" x 3 <sup>1</sup>/<sub>8</sub>"  
(8 units per layer)



Beacon Hill Blend



Quarry Blend



Vineyard Blend



15 RESEARCH DRIVE

LOW-EMISSIONS  
FUEL-EFFICIENT  
VEHICLES ONLY  
ELECTRIC CAR

HANDICAPPED  
PARKING  
  
SPONSORED BY THE  
STATE OF TEXAS  
COMPTON CENTER

HANDICAPPED  
PARKING  
  
SPONSORED BY THE  
STATE OF TEXAS  
COMPTON CENTER

# TURFSTONE™

## FEATURES



- ▶ Proven environmental design
- ▶ Plant with grass or fill with stone to infiltrate stormwater
- ▶ Snow-plow safe
- ▶ Can be used on slopes and swales for erosion control
- ▶ Available in 3 1/8" thick



23 5/8" x 15 3/4"





Est. 1923

# PERMEABLE OPTIONS

Many of our popular pavers can be used as a highly-effective permeable interlocking surface, when installed with open-graded aggregate, for a stylish solution to stormwater runoff.

See pages 34-45, 48-49, & 56-57.



ANDOVER COLLECTION • BROOKSTONE • WINDSOR SLAB

ANDOVER 5511 • PORTSMOUTH COBBLE





# WALLS



# ANCESTRAL<sup>TM</sup> WALLSTONE

## FEATURES

- ▶ Available in 3" and 6" heights by 10" depth - in 3 lengths (tapered)
- ▶ New slotted design and 3-way alignment plug allow product to batter back, step forward or build straight up with vertical alignment
- ▶ New 16/14" unit designed as Easy Split corner unit
- ▶ New maximum height up to 39" with batter and proper design
- ▶ Versatile design creates straight, curved and serpentine walls, free-standing, double-sided walls, sitting walls, raised planters & low-height retaining walls
- ▶ Use same height unit in wall or combine both to create impressive ashlar patterns




3 and 6 inch high set



12"/10"

12"/14"

16"/14"



Vineyard Blend



Quarry Blend



3" Graphite



# FAT FACE®

## FEATURES

- ▶ One square foot block with split face finish
- ▶ Open-core design optimizes interlock from one course to the next with a “rock-to-rock” connection
- ▶ Create straight, concave, or convex retaining walls
- ▶ Reversible alignment plug creates vertical or battered walls (1” set back per vertical foot)
- ▶ Ideally suited for residential, commercial and municipal walls
- ▶ When properly engineered, walls can be constructed to virtually any height



Fat Face  
18"l x 8"h x 11 1/2"d



Reversible Corner Unit  
15"l x 8"h x 6"d



Vineyard Blend



Quarry Blend



# OLDE BOSTON™ WALL

## FEATURES



- ▶ Drum-Roll Tumbled™ finish
- ▶ Perfect for pillars - free-standing walls - raised planters or low-height retaining walls up to 24" high
- ▶ Placement in four different orientations can create a variety of pattern options – running bond, random and ashlar
- ▶ Can be field split to create accent banding within the wall



4" h x 12" w x 8" d



Pewter



Quarry Blend



Vineyard Blend



Graphite (non-tumbled)



# ROMAN PISA®

## FEATURES

- ▶ Full component system creates a variety of ashlar patterns, as well as running bond combinations
- ▶ Drum-Roll Tumbled™ “split face” finish
- ▶ Tongue and groove connection (1 1/2” set back per vertical foot)
- ▶ Versatile - use in planter height walls to tall commercial walls



Jumbo Unit  
6”h x 12”w x 8”d



Stretcher  
6”h x 8”w x 12”d



Stretcher Cap  
6”h x 8”w x 12”d



Half Unit  
6”h x 4”w x 12”d



Corner - Reversible  
6”h x 8”w x 12”d



Vineyard Blend



Quarry Blend



# COPING





# ANCESTRAL™ COPING

## FEATURES

- ▶ Set consists of 2 pieces that are tapered to follow straight, curved or serpentine walls
- ▶ Matching double sided split finish for use on free standing walls
- ▶ Features subtle chamfers along edges of double-side split faces
- ▶ Available in Vineyard Blend, Quarry Blend, and Graphite



Ancestral - 2 Piece Set  
3.63" h x 16/13" l x 13" d  
3.63" h x 13/10" l x 13" d

# UNIVERSAL™ COPING

## FEATURES

- ▶ Universal Coping features a split finish on one face and a smooth finish on the other – simply position the unit for the look you prefer
- ▶ Perfect for use on Roman Pisa and Fat Face walls
- ▶ Available in Vineyard Blend, Quarry Blend, and Graphite



Universal Coping  
3.63" h x 16" w x 13" d




If coping units are used as stair treads that will be subject to deicing chemicals, coping units must be treated with a non-film forming, penetrating-type sealer. See your local Ideal Dealer for more information.



# CASTSTONE™ ROCKFACE COPING


## FEATURES

- ▶ Ideally suited as coping for our wall systems
- ▶ Natural look Rockface edge along both sides of length
- ▶ The 24" long coping is a best choice for finishing seat walls
- ▶ Both sizes available in Slate Grey or Graphite



Rockface along all 4 edges

CastStone Coping 3" h x 48" l x 24" d



End / Corner Unit

Middle Unit

CastStone Coping 3" h x 24" l x 14" d

## **NEW** 8" BULLNOSE COPING™ SINGLE AND DOUBLE SIDED

## FEATURES

- ▶ The perfect finishing touch for your pool deck, jacuzzi, or as stair treads, our BullNose Coping complements any of our lines of 2 3/4" high interlocking concrete pavers
- ▶ 14" depth allows for use on any of our wall products
- ▶ Available in Quarry Blend and Graphite



Double BullNose

8" x 14" x 2 3/4"



Single BullNose






# ELEMENTS



# ROCKPORT™ STEPS

## FEATURES

- ▶ Cast in molds that replicate textures, colors and detail of natural stone
- ▶ Sizes sold individually
- ▶ Features 7" rise
- ▶ Fieldstone Blend color



Step C - 48"l x 18"d



Step D - 54"l x 24"d



Step A - 42"l x 18"d



Step F - 60"l x 18"d

# ROCKPORT™ PATHWAY STONES

## FEATURES

- ▶ Cast in molds that replicate textures, colors and detail of natural stone
- ▶ Sold as a set consisting of the 3 sizes
- ▶ 2 3/4" Thickness
- ▶ Fieldstone Blend color



RPS A - 25 3/4"l x 18 1/8"d



RPS B - 34"l x 21 7/8"d



RPS C - 30 3/4"l x 22 1/4"d



# CARLISLE™ PILLAR CAP

## FEATURES

- ▶ Ideally suited for pillars made from our segmental walls or natural stone
- ▶ Natural look Rockface edges
- ▶ Available in Slate Grey and Graphite



24" X 24" X 3"

# CHELMSFORD™ STEP

## FEATURES

- ▶ Choice of two faces in a single unit
- ▶ One face reproduces a traditional Feather and Wedge style while opposite face features a more contemporary Rockface style
- ▶ Easily build steps that beautifully integrate with our wall systems
- ▶ Features 7" rise
- ▶ Available in Slate Grey color



Rockface side  
48"l x 15"d



Feather and Wedge side  
48"l x 15"d





## OLDE BOSTON™ FIRE PIT

- ▶ Olde Boston - 28" inside diameter/44" outside
- ▶ Requires heavy-duty steel frame or gas insert
- ▶ Optional CastStone Fire Pit Coping available



### DIMENSIONS & COVERAGE

Olde Boston Wall Block	4" h x 12" l x 8" d	12/course	28 lb ea
Square Frame Insert	27 1/2" x 27 1/2" x 8" d	---	35 lb



Quarry Blend



Vineyard Blend



Pewter



Graphite (non-tumbled)

## ROMAN PISA® FIRE PIT

- ▶ Roman Pisa - 28" inside diameter/44" outside
- ▶ Requires heavy-duty steel frame or gas insert
- ▶ Optional CastStone Fire Pit Coping required



### DIMENSIONS & COVERAGE

Roman Pisa Jumbos	6" h x 12" l x 8" d	8/course	32 lb ea
Roman Pisa Corners	6" h x 12" l x 8" d	4/course	32 lb ea
Square Frame Insert	27 1/2" x 27 1/2" x 8" d	---	35 lb
CastStone Coping	10" w x 38 1/2" l x 3" h	4 pcs	99 lb ea



Quarry Blend



Vineyard Blend



Gas inserts are a great way to elevate your fire pit to the next level! Our fire pits are universally sized and can be used with many gas insert manufacturers' kits. Contact us or your local Authorized Ideal Dealer for more information.





## SCAPESTONE™ & SCAPESTONE™ XL FIRE PIT

- ▶ ScapeStone - 30" inside diameter/44" outside
- ▶ ScapeStone XL - 44" inside diameter/60" outside
- ▶ Requires heavy-duty steel frame or gas insert
- ▶ Optional CastStone Fire Pit Coping available



### DIMENSIONS & COVERAGE

ScapeStone FP Block	4"h x 12"l x 6"d	11/course	20 lb ea
Round Ring Insert	30" dia x 8"h	---	34 lb
Round Ring-n-Grate	30" dia x 8"h	500 sq in	67 lb
ScapeStone XL Block	4"h x 12 3/8"l x 6 1/4"d	14/course	22 lb ea
Round Ring	44" dia x 8"h	---	50 lb



Quarry Blend



Vineyard Blend

## CASTSTONE FIRE PIT COPING



CastStone Round Fire Pit Coping  
ScapeStone Available in Slate Grey and Graphite  
ScapeStone XL Available in Slate Grey



CastStone Square Fire Pit Coping  
Available in Slate Grey  
and Graphite

### STEEL INSERT OPTIONS



Round Ring  
ScapeStone & ScapeStone XL



Round Ring-n-Grate  
ScapeStone



Square  
Olde Boston Wall & Roman Pisa  
\*Bolt Assembly



# HEARTHSCAPES





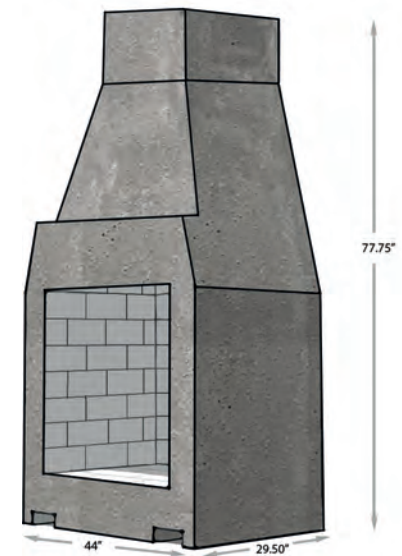
**NEW**

## BELKNAP SERIES 44" OUTDOOR FIREPLACE

- ▶ Simple 2-piece design makes set up quick and easy
- ▶ Fire box pre-lined with fire brick
- ▶ Ready to be finished with natural stone veneer
- ▶ Built-in fork pockets facilitate lifting into place
- ▶ Sets on a 6" thick concrete slab

- ▶ Chimney sized to accept 13" x 13" spark arrestor (sold separately)
- ▶ Cast Iron Log Grate included
- ▶ Weight: 3080 lbs
- ▶ Veneer Sq ft – 64, LF – 36

Note: Unit must be veneered. Prior to veneering, it must be "seasoned" by lighting several small fires.



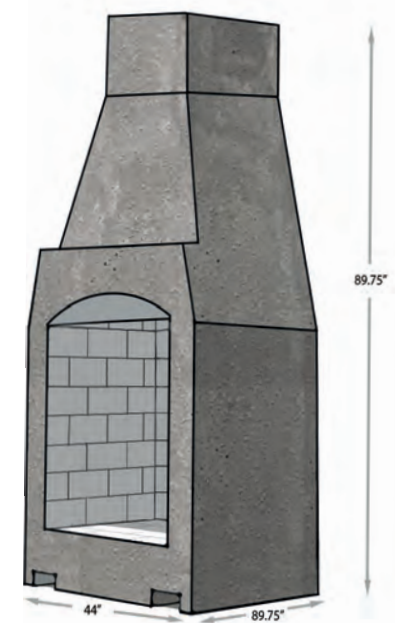
**NEW**

## FAIRFIELD SERIES 44" OUTDOOR FIREPLACE

- ▶ Simple 2-piece design makes set up quick and easy
- ▶ Fire box pre-lined with fire brick
- ▶ Ready to be finished with natural stone veneer
- ▶ Large, arched firebox opening
- ▶ Built-in fork pockets facilitate lifting into place

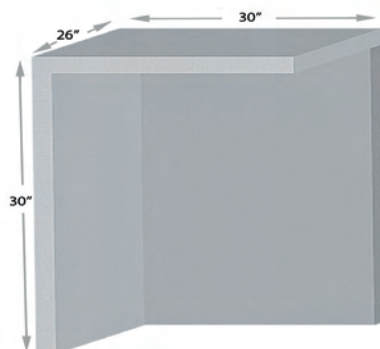
- ▶ Sets on a 6" thick concrete slab
- ▶ Chimney sized to accept 13" x 13" spark arrestor (sold separately)
- ▶ Cast Iron Log Grate included
- ▶ Weight: 3080 lbs
- ▶ Veneer Sq ft – 64, LF – 36

Note: Unit must be veneered. Prior to veneering, it must be "seasoned" by lighting several small fires.



## UNIVERSAL SIDE STORAGE BOX

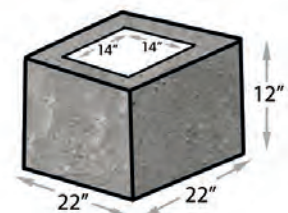
- ▶ Versatile side box doubles as a storage cabinet for wood and counter surface
- ▶ Installs easily – no mortaring necessary
- ▶ Reversible unit – sized to fit each side of the fireplace
- ▶ Ready to be finished to match fireplace exterior



**NEW**

## CHIMNEY EXTENSIONS

- ▶ 7.5 sq ft per added extension
- ▶ 4 lf of corners per added extension







# NATURAL STONE





# NATURAL STONE VENEER

Ideal's natural stone veneer is the perfect upgrade for your home. Whether you want to make a statement by facing the front of your home or upgrade the appearance of existing steps, we have the answers.

Natural Stone  
by Ideal®

## EXCLUSIVE BLENDS



Natural Rounds



Natural Mosaic



Mountain Mist Mosaic

## CONNECTICUT GRAY



Ashlar



Mosaic



Ledge stone



Square & Rectangle




We strongly recommend using an experienced craftsman to achieve the look shown on these pages. The stones have been professionally shaped and trimmed to fit tightly together. This often requires more material, so be sure to take this into consideration when placing your order.

## CONNECTICUT TAN




Ashlar



Mosaic



Ledge stone



Square & Rectangle

## NEW ENGLAND BLEND



Ashlar




Mosaic



Ledge stone



Square & Rectangle



Rounds

## DIMENSIONS & COVERAGE

### Exclusive Blends, CT Gray, CT Tan, & New England Blend

Thin Veneer Flats	+/- 1.5" Thickness	10 sf/layer	160 sf/pallet
Thin Veneer Corners	+/- 1.5" Thickness	By the lf	50 lf/pallet
Full Bed Depth	4" - 6" Thickness	By the tn	1.5 tn/pallet*

\*(Approx. 35-40 sf/tn)



Thin veneer corners available in all colors and shapes



# GRANITE & BLUESTONE

Granite and bluestone are among New England's signature natural stones and have been used for hundreds of years in residential, commercial, and municipal projects for its beauty and durability. From cobbles and edging to stairs, posts, coping, and slabs, we offer a complete line of products to suit any project.



## GRANITE

- ▶ Choose from in-stock colors, such as Salt & Pepper and Blue Mist, as well as a variety of special order colors
- ▶ Available in steps, treads, pattern stock and more
- ▶ Offered in a variety of finishes, including thermal, split and rock face



Salt & Pepper Granite



Blue Mist Granite



Granite Steps



Granite Treads




American Granite Slabs

## BLUESTONE


- ▶ Choose from in stock colors PA Blue and Full Color
- ▶ Available in treads, pattern stock and more
- ▶ Offered in Thermal and Natural Cleft finishes



Thermal Finish



Natural Cleft Finish



Full Color



PA Blue



Treads  
Top: Blue Mist Granite  
Middle: Salt and Pepper Granite  
Bottom: Bluestone

## GRANITE COBBLES



Grey

- 7 x 10 x 4 in. - Jumbo
- 6 x 12 x 3 in. - Footlong
- 6 x 6 x 3 in. - Half Footlong
- 5 x 9 x 5 in. - Regular
- 4 x 8 x 4 in. - Landscape
- 4 x 4 x 4 in. - Cube



Jumbo Grey Cobbles



# BULK & PALLETIZED STONE

Step out of the box and explore our bulk and palletized stone. We offer irregular stone, risers, and palletized wallstone in addition to timeless New England Round Stone.

Natural Stone  
by Ideal<sup>®</sup>

NATURAL



PA Natural



Colonial Grey



Weathered Fieldstone



New England Natural Rounds (Ideal Exclusive)



Connecticut Tan Wallstone



Connecticut Gray Wallstone



Colonial Grey Risers



Full Color Irregular Flagging

# MEETING EXPECTATIONS

As you consider a new walkway, patio, driveway, landscape wall, or other hardscape project, you have lots of choices as to which product and color to select. It's an important decision. After all, it's an investment that should meet your expectations for years to come. So we thought it would be helpful and responsible to pass along some sound advice.

What should be realistic expectations for your pavement or wall? Our pavers, walls and garden products are commercial grade – unlike similar products found in large home improvement stores. Ours are factory made and delivered in ready-to-use condition that meets the highest industry standards. This means they are strong, dense and durable. Properly installed, your pavement and landscape walls will provide years of lasting beauty and dependable performance!

Ideal has made and sold hundreds of millions of paving stones and countless landscape walls since 1975. In fact, no other manufacturer has sold more in New England than Ideal. Our name has become synonymous with quality, service and reliability. While some manufacturers would lead you to believe their pavers and walls will never change in appearance, we believe in a more realistic position. After all, over time Mother Nature takes her toll on everything! We keep this in mind in our design. So while normal wear and tear and exposure to the elements are part of the natural aging process, you can expect the color tones, shape and pattern of Ideal products to remain for a lifetime!

## Colors: Our Beauty is More Than Skin Deep

Our pavers and walls are saturated with rich colors...top-to-bottom...not just at the surface. Because color is throughout, chips, dings and scratches, which are inevitable, quickly "blend-in" and are hardly discernible. Don't be fooled by products where color is concentrated only at the top surface. After all, our products are a lifetime investment.

## Our Process: It's Only Natural

Our pavers and walls are made with natural ingredients. Look closely and you will find a unique character to each and every paver and wall. In fact, no two look exactly alike. You will see subtle variations in color and texture for a truly natural appearance. Our color blends contain two or more pigments to achieve a random variegation and even our solid colors have nuances in tone and hue. Please remember that, unlike a painted surface, concrete products have inherent texture and shade variations. The product you receive may vary in color and texture from samples. Cubes of product may contain a different percentage of colors and textures than shown in this catalog. As you would with dye lots in fabric and carpet, purchase your pavers and walls all at one time. When installing, select product randomly and simultaneously from several cubes for uniform color distribution.

## A Picture is Worth a Thousand Words

How true the saying is that a picture conveys an image that words can never describe. That is why we use pictures generously throughout this catalog to depict our products. And yet many factors influence one's perception of images and colors, and they may appear different from one photo to the next. Angle of light and time of day greatly affect perception, and colors printed in ink cannot exactly match the actual concrete product colors. The point we are trying to make is the images shown in this catalog are only the first step in selecting colors. Once you have narrowed your choices, obtain actual samples from your dealer or contractor. View them in the setting where they will be installed before making your final selection.

## Tumbled or Traditional: We come close to fooling Mother Nature

We manufacture our pavers and walls with a choice of finishes. Choose pavers with a traditional surface or ones with the look and feel found in vintage pavements. From our wall collection select styles with a rugged split face or our tumbled finish that resembles handcrafted walls of yesteryear. To faithfully reproduce the color, texture and durability of vintage stone, we use an innovative technology that enables us to impart an "old world" charm using a unique factory process that antiques the surface, while preserving the inherent structural stability. We call it Genuine Drum-Roll Tumbled, and although it takes more time and effort than automated processes used by other manufacturers, it creates pavers and wallstones that truly capture the nostalgia of time-honored colors and textures of natural materials.

## Efflorescence

A white haze known as efflorescence sometimes appears on the surface of concrete and masonry products. Technically known as calcium hydroxide, it can come from a number of sources and appears as a white film when carried to the surface by moisture. It may appear randomly or in certain areas and is more pronounced on darker colors. The good news is efflorescence does not affect longevity or structural performance. Although unsightly when it first appears, in many cases it is scoured off during installation, or if desired, it can be removed using specialty cleaners. Otherwise, it will typically lessen, or dissipate, over time with rain, snow and wear.

Because efflorescence can be a natural by-product of cement hydration, its presence is not indicative of a flawed or defective product. We, as do all other manufacturers, disclaim it from our warranty.

## Color & Product Packaging Directory

Please note: Product offerings may change during the year. Please visit [IdealBlock.com](http://IdealBlock.com) for the most up-to-date Color and Product Packaging Directory information.

### Lifetime Warranty

We back our pavers and walls with our Name and a Lifetime Warranty on the structural integrity of our products used in residential applications. Product that proves to be defective by failing to meet ASTM industry standards will be replaced without cost. We will do our best, but color, texture and finish of replacement product may not match the original, and cost of labor is not included. Proof of purchase is required. All warranty claims must be made prior to removal or disposal of product in question and be approved in writing. Please note, color variance and efflorescence do not constitute an actionable claim against our warranty. Other exclusions apply. Please visit [www.IdealBlock.com/warranty](http://www.IdealBlock.com/warranty) for complete details.

### Snow, Ice and Deicers

Our pavers and walls are more than beautiful. They have the strength and durability to withstand New England's harsh winters and, when properly installed, snow removal is no problem...either by shovel, snow blower or a plow using a rubber or poly plastic cutting edge.

The surface of our pavers is slip and skid resistant even when wet. Ice, on the other hand, can be slippery, particularly as it melts, and common sense should be used to prevent slips and falls. We recommend sand for traction. It can be applied liberally and as often as needed. Sand provides a visual reference of its presence and can be felt underfoot as a tangible medium aiding foot traffic. Clean, untreated sand has no corrosive effect on steel, metal, clay brick, cast-in-place concrete or concrete pavers and it can be swept into the paver joints or removed by conventional sweeping or vacuuming.

Concrete pavers are exceptionally robust in resisting the effects of deicing chemicals. We have manufactured pavers that have been exposed to salts for over 45 years! Nevertheless, chlorides can be harmful to concrete, steel and other building materials depending on the type, concentration and frequency of application. If using a deicer, we recommend a NaCl sodium chloride. We strongly advise against the use of other types, particularly magnesium and potassium chloride, and products that contain a blend of these chemicals.

### Visit Our Website to Learn More IdealBlock.com

- Where to buy
- Wall Guide to selecting the best style
- Photo gallery
- Technical specifications
- Easy to follow how-to instructions
- Contractor Paver and Wall Guides
- Product literature
- Cross sections and drawings
- Paver and Wall Comparison Charts
- Case studies
- Patterns
- Cleaning and sealing guide

### Affiliated Organizations

Ideal proudly supports CMHA, NECMA, and NHExpo by taking an active leadership role in developing standards and best practices that serve to advance the industry for its members, community, and constituency.



## ANDOVER COLLECTION™

This product is susceptible to scuffing during installation and snow removal. Protect the surface when transporting and handling. Use a roller compactor or urethane pad attached to the compactor plate when compacting. When removing snow, the height of snow blowers and plows must be raised or a poly blade used on the plow edge.

## ANDOVER 5511™

This product is susceptible to scuffing during installation and snow removal. Protect the surface when transporting and handling. Use a roller compactor or urethane pad attached to the compactor plate when compacting. When removing snow, the height of snow blowers and plows must be raised or a poly blade used on the plow edge.

## STRAIGHTLINE™

This product is susceptible to scuffing during installation. Use a urethane pad attached to the compactor plate or spread a thin layer of sand or sheet of geotextile fabric over the surface when compacting.

## PORTSMOUTH COBBLE™

This product is susceptible to scuffing during installation and snow removal. Protect the surface when transporting and handling. Use a roller compactor or urethane pad attached to the compactor plate when compacting. When removing snow, the height of snow blowers and plows must be raised or a poly blade used on the plow edge.

## WINDSOR™ SLAB

This product is susceptible to scuffing during installation and snow removal. Protect the surface when transporting and handling. Use caution not to chip edges when placing with clamp. Roller equipped compactor ONLY to be used when compacting. When removing snow, adjust height of snow blowers to avoid scratching surface. Do NOT plow.

## YANKEE COBBLE™

This product is susceptible to scuffing during installation. Use a urethane pad attached to the compactor plate or spread a thin layer of sand or sheet of geotextile fabric over the surface when compacting.

# PROFESSIONALLY INSTALLED OR DO-IT-YOURSELF? WE CAN HELP




Deciding often depends on the size and scope of the work, as well as how ambitious you are. While small walks may be a weekend project, others will take far longer. Your Ideal dealer can suggest contractors suited for your project. Be sure to check references, visit projects they have installed, make sure they have insurance and...get it in writing!!

Visit our website [www.IdealBlock.com](http://www.IdealBlock.com) for more helpful tips on hiring a contractor. For the ambitious DIY-er we have easy-to-follow instructions that will guide you step-by-step for beautiful results. Ask your Ideal Authorized Dealer for one of our paver or wall installation booklets or download them from our website.

## TRADITIONAL PAVER INSTALLATION

- Excavate and thoroughly compact area to be paved.
- Install and compact base in 2-4" layers (1 1/2" processed gravel or 3/4" minus crusher run).
  - Typically 4-6" deep for walkways and patios
  - Typically 6-8" deep for pool decks
  - Typically 8-12" deep for driveways
  - See your Dealer for more information
- Install edge restraints directly on the base and secure with 10" steel spikes.
- Spread coarse concrete sand as a setting bed and screed to a uniform depth of 1" thick.
- Starting from a 90° corner, place pavers in desired pattern and cut where necessary to fit. Use 2 3/8" and 2 3/4" thick pavers for most residential applications and 3 1/8" thick pavers for commercial vehicles.
- Compact the pavers into the sand bed with a plate compactor, roller compactor or rubber mallet.
- Sweep dry sand into joints and compact. Repeat procedure until the joints are full. If using polymeric sand follow manufacturer's directions.

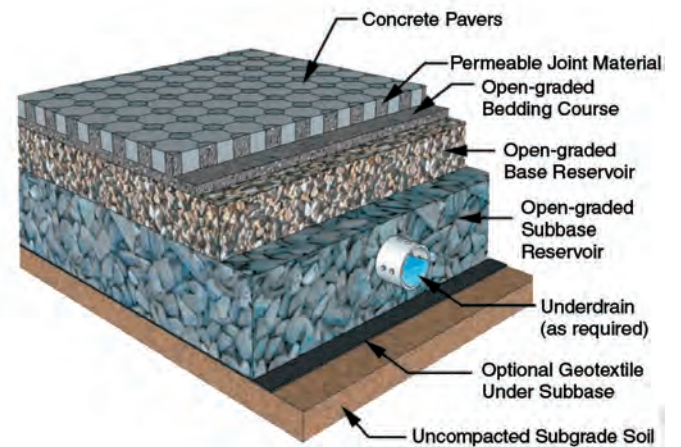


*Note: Poor draining soils, such as clay, may require additional excavation and base material and the use of a woven geotextile fabric.*

## PERMEABLE PAVER INSTALLATION

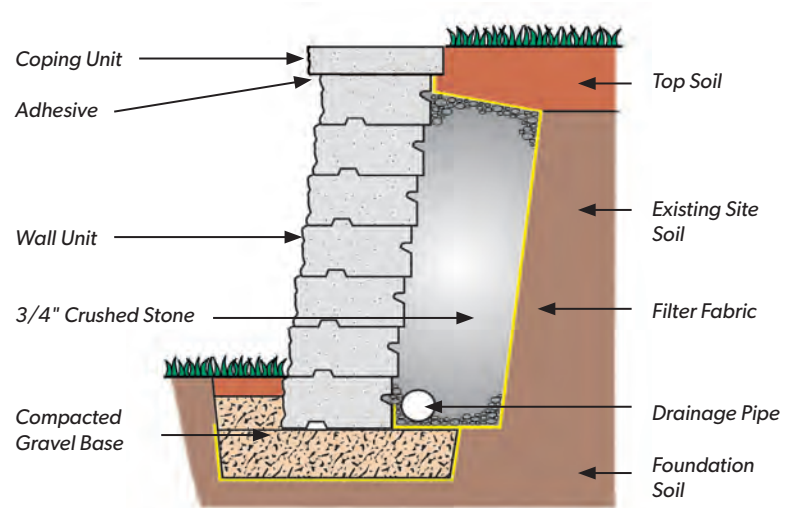
While similar to traditional pavers, this installation method contains a few important differences.

- Processed gravel can be used as a base, but we recommend open-graded stone, preferably 1 1/2" open-graded crushed stone, for peak performance.
- Deeper excavation is required.
  - Typically at least 6-8" for walkways and patios
  - Typically a minimum of 8-12" for driveways
- The setting bed increases to 2".
- 3/8" crushed stone is used for the setting bed.
- 1/4" chip stone is used to fill the joints and openings.
- Edge restraint requires the use of the Berm Method, CurbStone Edging or SEK PermEdge.



## RETAINING WALL INSTALLATION

- Excavate a trench at least 12" deep by 24" wide for the length of the wall.
- Compact the subgrade soil thoroughly and line the excavated area with landscape fabric.
- Fill the trench with 1 1/2" processed gravel or 3/4" crusher run base material and firmly compact in 2-3" layers until base is at least 6" thick.
- Place and level the first course of wall units on the base.
- Place perforated pipe behind the wall for drainage and backfill with 3/4" crushed stone.
- Place successive courses by stacking wall units on top of the row below, staggering joints as you go.
- Depending on the style wall selected, units will connect and automatically step back with plugs or a tongue and groove.
- Backfill with 3/4" crushed stone behind each course and in each core of the block if applicable and compact.
- Finish the wall by attaching the coping units with professional grade wall block adhesive.



## SPECIAL CONSIDERATIONS

Walls 4' and higher, terraced walls, sites with weak or wet soils, slopes and other loading conditions, such as a driveway above the wall, require special consideration. These should be built as reinforced walls using other construction techniques, including the use of geogrid. A civil/soils engineer and a professional contractor should be used for these situations.

GravityStone® retaining walls, pillars, and free-standing walls require different construction methods. Please see our wall guides available at [www.IdealBlock.com](http://www.IdealBlock.com) for more information on installation.

Play it safe and contact your Ideal Block Authorized Dealer for more information regarding the above special considerations.

## WALL GUIDE CHART

Product	Double-Sided Free Standing	Sitting Wall	Garden Wall <27"	Retaining Wall <48"	Retaining Walls >48" <72"	Retaining Walls >72" <96"	Retaining Walls >96"
<b>Ancestral Wall</b>	A Best Choice	A Best Choice	A Best Choice	Up to 39" *	No	No	No
<b>Olde Boston WallStone</b>	Yes	Yes	A Best Choice	No	No	No	No
<b>Roman Pisa</b>	No	No	Yes	Yes	Yes with Grid	Yes with Grid	Yes with Grid
<b>Fat Face</b>	No	No	Yes	Yes	Yes with Grid	Yes with Grid	Yes with Grid

\* Note: Maximum height when battered back & properly designed.

## Trademark Information

Andover Collection™, Andover 5511™, Boston Colonial Pavers®, Yankee Cobble™, MillStone™, BrookStone™, Portsmouth Cobble™, CastStone Coping™, CurbStone™, ScapeStone™, Olde Boston™ Wall, Ancestral WallStone & Coping™, Chelmsford Step™, Carlisle™ Pillar Cap, RockPort™ Steps & Pathway Stones, Universal Coping™, Color with 4D Technology™, Town N' Country™, Andover Grandstone™, StraightLine™, are trademarks of Ideal Concrete Block Co.

Ideal is contracted to produce a number of products under exclusive license agreements

Roman Pisa® is a registered trademark of RisiStone.

Fat Face,® is a registered trademark of Westblock Products, Inc.

Aqua-Bric® and Aqua-Bric 8™ are registered trademarks of Advanced Pavement Technology



**QUALITY • SERVICE • RELIABILITY**

**Ideal** – A 4th generation family-owned business, we take pride in honoring the Ideal tradition of quality and service, which has been proudly passed down through four generations of the Burgoyne family.

**A name you can rely on!** – We have made New England our home for 100 years and, in 1975, were one of the first companies in the United States to manufacture concrete pavers. We bring you over 45 years of experience and have sold millions of square feet of pavers and countless walls throughout New England! You can feel confident using Ideal. Our products are backed by a Lifetime Warranty and our name. After all, you might say we are time tested...since 1923.

**Our commitment to quality** – We take great pride in producing the finest concrete products. They are manufactured according to strict industry specifications and benchmarked by our exacting internal standards. Our commitment to excellence ensures superb quality, exceptional strength, lasting durability, and consistent, rich color.

**We are here for you** – Ideal values our relationship with our customers. We have partnered with an extensive network of Authorized Dealers throughout New England who share our core values to provide responsive customer service and expertise that meets your needs.



45-55 Power Road, Westford, MA 01886  
232 Lexington Street, Waltham, MA 02452  
Phone: 781.894.3200  
[www.IdealBlock.com](http://www.IdealBlock.com)

